

LINEA CC

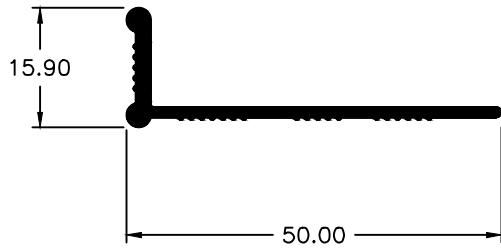
PERFILES PARA CARROCERIA



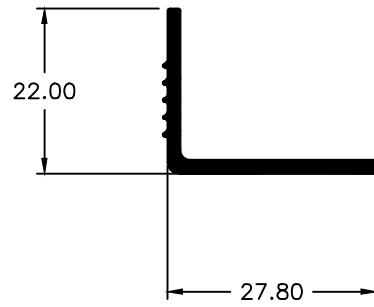
PERFIL	DESCRIPCIÓN	g/m
CC-01	Estribo para carrocerías 1	135
CC-02	"L" 28,30 x 22 mm. de cara rayada	235
CC-03	"L" 37,5 x 9,5 mm. de cara rayada	168
CC-04	"L" 43 x 26,60 mm. de cara rayada	290
CC-05	"L" 32 x 15,50 mm. de cara rayada	245
CC-06	Estribo para carrocerías 2	620
CC-07	"L" 65 x 17,75 mm. de cara rayada	410
CC-08	"L" 24,5 x 14,5 mm. con ambas caras rayadas	150
CC-09	"L" 37,5 x 14,30 mm. de cara rayada	220
CC-10	Angulo de 24,50 mm. con caras rayadas	165
CC-11	"L" 20 x 22 mm. de cara rayada	180
CC-12	"L" 32,80 x 6,80 mm. de cara rayada	155
CC-13	"L" 17,40 x 9 mm. de cara rayada	105
CC-14	Tapajuntas 64,30 mm.	325
CC-15	Tapajuntas 23,70 mm.	90
CC-16	Tapajuntas 16,80 mm.	88
CC-17	Tapajuntas 45 mm.	300
CC-18	Tapajuntas 54 mm.	340
CC-19	Tapajuntas 19,50 mm.	160
CC-20	Tapajunta 18,80 mm. con Burlete	145
CC-21	Tapajunta 17 mm. con Burlete	155
CC-22	Tapajunta 16 mm. hueco	105
CC-23	Tapajunta 20,50 mm. con Burlete	160
CC-24	Tapajunta 26,40 mm.	180
CC-25	Tapajunta 26,20 mm.	170
CC-26	Tapajunta 25,50 mm. con Burlete	150
CC-27	Tapajunta 27,10 mm. con Burlete	230
CC-28	Antirroce 1	290
CC-29	Antirroce 2	420
CC-30	Tapajunta 28,20 mm. con Burlete	200
CC-31	Antirroce Náutico 1	360
CC-32	Antirroce Náutico 2	265
CC-33	Tapajunta 37,80 mm.	375
CC-34	Tapajunta 53,50 mm. con Burlete	345
CC-35	Tapajunta 27,50 mm. con Burlete	200
CC-36	Tapajunta 64 mm. con Burlete	399
CC-37	Tapajunta 51,80 mm.	425
CC-38	Tapajunta 49,60 mm.	540
CC-39	Tapajunta 60,20 mm.	435
CC-40	Tapajunta de piso 20 mm.	150
CC-41	Tapajunta de piso 16 mm.	110
CC-42	Tapajunta de piso antideslizante 22 mm.	180
CC-43	Tapajunta de piso 25 mm.	215
CC-44	Tapajunta de piso 16 mm.	160
CC-45	Tapajunta 22,40 mm.	235
CC-46	Tapajunta 19,50 mm.	155
CC-47	Tapajunta 26,90 mm.	350
CC-48	Tapajunta 9,90 mm.	82
CC-49	Encuentro de revestimiento 1	300
CC-50	Lateral de hoja ventanilla	560

PERFIL	DESCRIPCIÓN	g/m
CC-51	Lateral portafelpa ventanilla	310
CC-52	Lateral de ventanilla	440
CC-53	Marco de ventanilla 1	500
CC-54	Marco de puerta 1	620
CC-55	Marco de ventanilla 2	715
CC-56	Marco de ventanilla 3	710
CC-57	Parante de ventanilla	360
CC-58	Encuentro de revestimiento 2	90
CC-59	Terminación de revestimiento 1	185
CC-60	Encuentro de revestimiento 3	155
CC-61	Guía para alero	185
CC-62	Gotero 1	210
CC-63	Gotero 2	290
CC-64	Gotero 3	280
CC-65	Gotero 4	250
CC-66	"T" 17,50 x 18 mm. de encuentro	205
CC-67	"T" 20,80 x 30,80 mm. de encuentro	400
CC-68	Terminación de revestimiento 2	150
CC-69	Terminación de revestimiento 3	185
CC-70	Terminación de revestimiento 4	210
CC-71	"U" 12,30 x 8,70 de base rayada	99
CC-72	Portavidrio de 8 mm.	125
CC-73	Doble "U"	215
CC-74	Encuentro de revestimiento 4	185
CC-75	Encuentro de revestimiento 5	250
CC-76	Encuentro de revestimiento 6	240
CC-77	Tapajunta 27 mm.	185
CC-78	Tapajunta 39 mm.	255
CC-79	Tapajunta 59 mm.	650
CC-80	Encuentro de revestimiento 7	175
CC-81	Marco de puerta 2	420
CC-82	Estribo para carrocerías 3	400
CC-83	Encuentro de revestimiento 8	140
CC-84	Terminación revestimiento 5	135
CC-85	Terminación revestimiento 6	225
CC-86	Estribo para carrocerías 4	670
CC-87	Marco de ventanilla 4	1000
CC-88	Zócalo de piso	160
CC-89	Antirroce 3	565
CC-90	Terminación revestimiento 7	135
CC-91	Antirroce 4	480
CC-92	Encuentro de placas	245
CC-93	Encuentro de revestimiento 9	250
CC-94	Tapajunta 50,50 mm.	220
CC-95	Marco de ventanilla 5	250
CC-96	Marco de ventanilla 6	880
CC-97	Travesaño de ventanilla 1	360
CC-98	Marco de ventanilla 7	640
CC-99	Travesaño de ventanilla 2	410

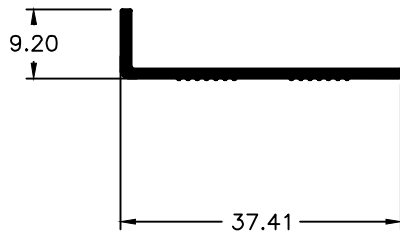
PERFIL	DESCRIPCIÓN	g/m
CC-101	Marco de ventanilla 8	875
CC-102	Marco de puerta 3	650
CC-103	Porta tarjeta	162
CC-104	Estribo para carrocerías 5	560
CC-105	Marco de ventanilla 9	760
CC-106	Antirroce 5	335
CC-107	Marco puerta 4	315
CC-108	Tapajunta 19 mm.	185
CC-109	Tapacantos combinado 1	177
CC-110	Tapajunta 15,70 mm.	135
CC-111	Hoja de puerta	440
CC-112	Estribo para carrocerías 6	470
CC-113	Contramarco interior ventanilla	285
CC-114	Cierre de ventanilla 1	350
CC-115	Cierre de ventanilla 2	395
CC-116	Base antirroce	380
CC-117	Tapa unión madera-fibra	275
CC-118	Tapacantos combinado 2	185
CC-119	Travesaño parabrisas	612
CC-120	Gotero 5	243
CC-121	Unión marco-ventanilla	663
CC-122	Terminación de revestimiento 8	82
CC-123	Tapajunta 38,50 mm.	200
CC-124	Estribo para carrocerías 7	410
CC-125	Tapajunta 37,50 mm.	300
CC-126	Estribo para carrocerías 8	605
CC-127	Encuentro revestimiento con spot iluminación	620
CC-128	Terminación revestimiento 9	85
CC-129	Encuentro de revestimiento 10	207
CC-130	Estribo para carrocerías 8	317
CC-131	Marco de ventanilla 10	785



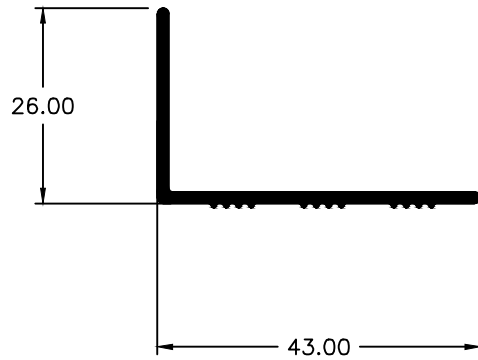
CC-001
Peso: 135 g/m



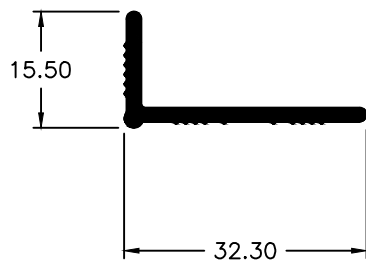
CC-002
Peso: 235 g/m



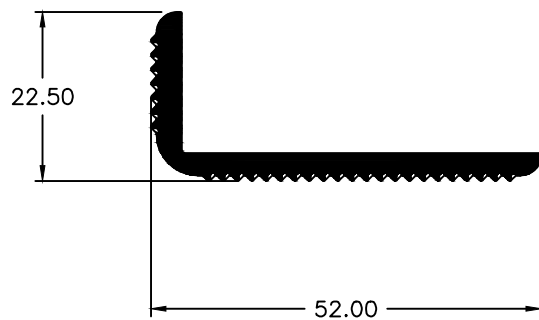
CC-003
Peso: 168 g/m



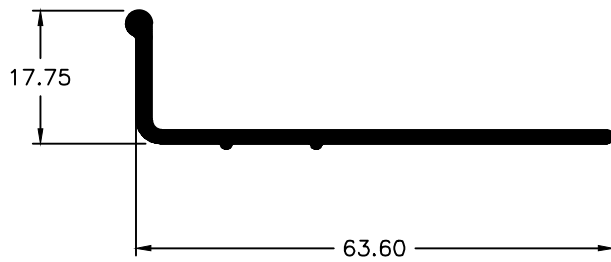
CC-004
Peso: 290 g/m



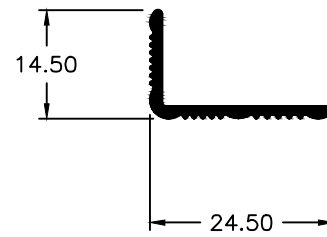
CC-005
Peso: 245 g/m



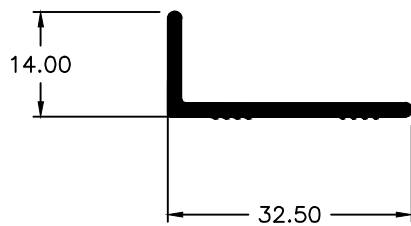
CC-006
Peso: 620 g/m



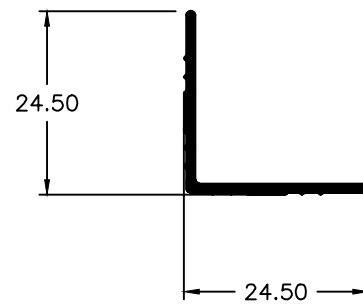
CC-007
Peso: 410 g/m



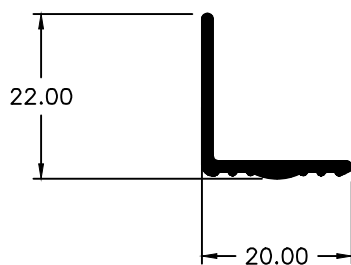
CC-008
Peso: 150 g/m



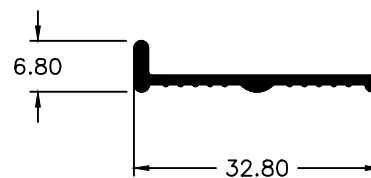
CC-009
Peso: 220 g/m



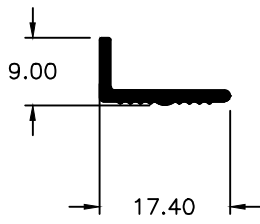
CC-010
Peso: 165 g/m



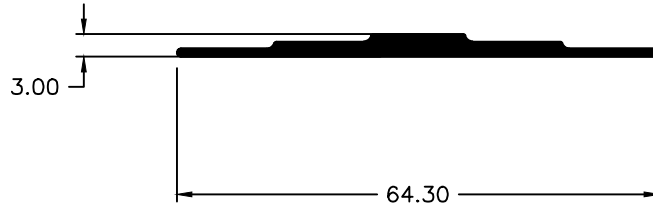
CC-011
Peso: 180 g/m



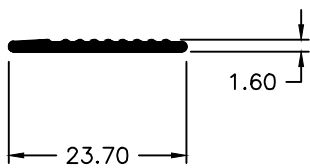
CC-012
Peso: 155 g/m



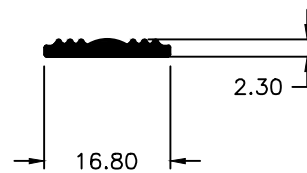
CC-013
Peso: 105 g/m



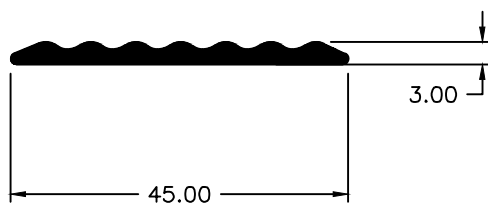
CC-014
Peso: 325 g/m



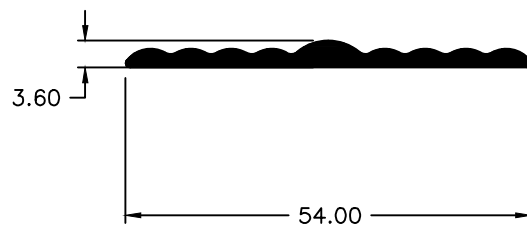
CC-015
Peso: 90 g/m



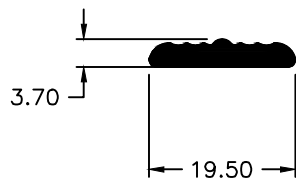
CC-016
Peso: 88 g/m



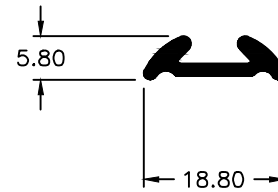
CC-017
Peso: 300 g/m



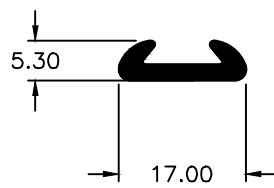
CC-018
Peso: 340 g/m



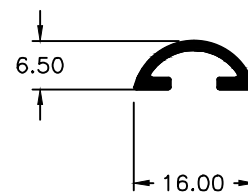
CC-019
Peso: 160 g/m



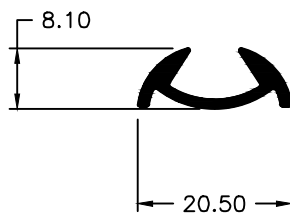
CC-020
Peso: 145 g/m



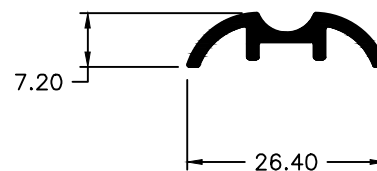
CC-021
Peso: 155 g/m



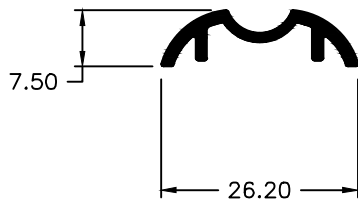
CC-022
Peso: 105 g/m



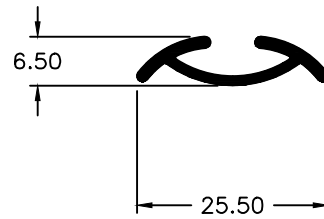
CC-023
Peso: 160 g/m



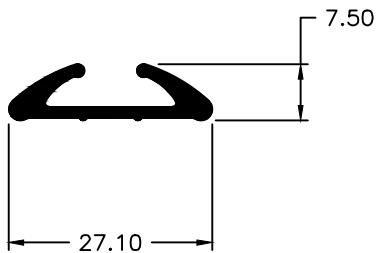
CC-024
Peso: 180 g/m



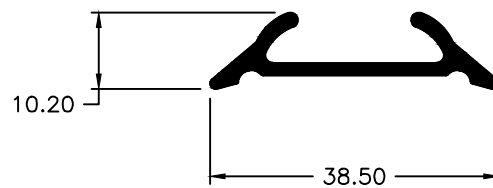
CC-025
Peso: 170 g/m



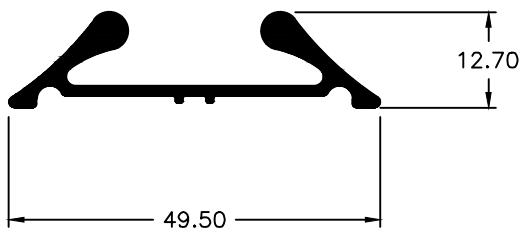
CC-026
Peso: 150 g/m



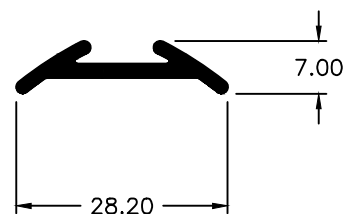
CC-027
Peso: 230 g/m



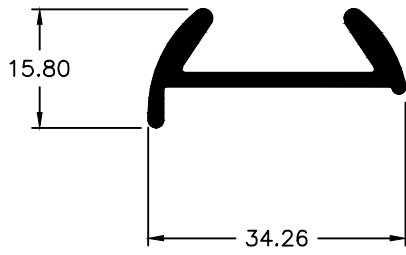
CC-028
Peso: 290 g/m



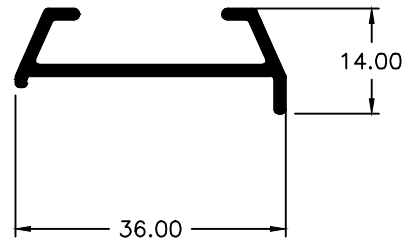
CC-029
Peso: 420 g/m



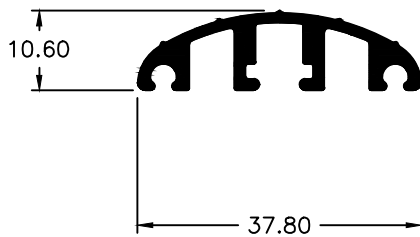
CC-030
Peso: 200 g/m



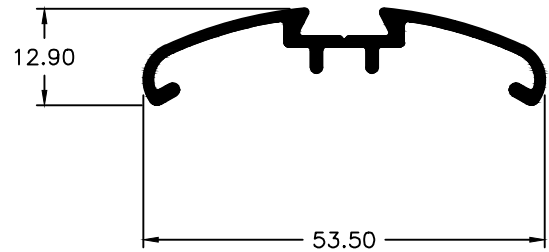
CC-031
Peso: 360 g/m



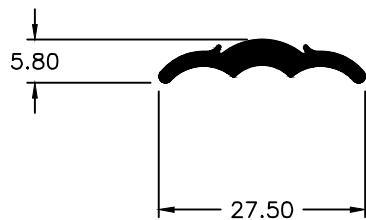
CC-032
Peso: 265 g/m



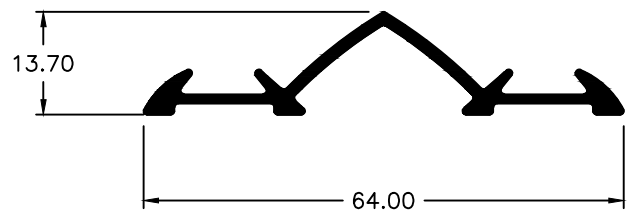
CC-033
Peso: 375 g/m



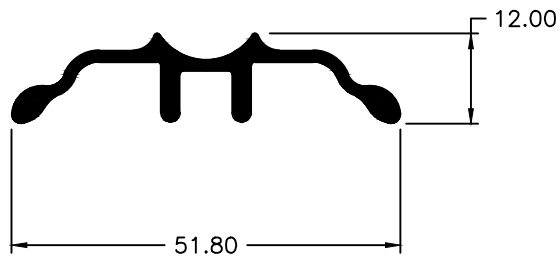
CC-034
Peso: 345 g/m



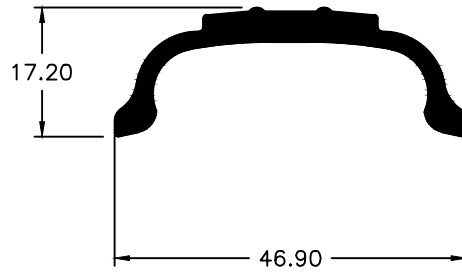
CC-035
Peso: 200 g/m



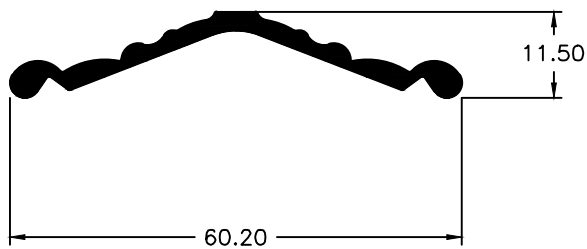
CC-036
Peso: 399 g/m



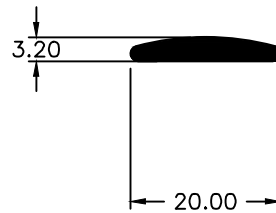
CC-037
Peso: 425 g/m



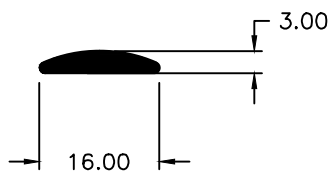
CC-038
Peso: 540 g/m



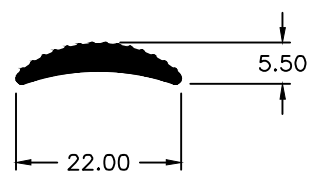
CC-039
Peso: 435 g/m



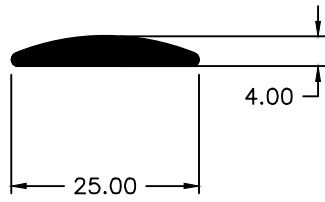
CC-040
Peso: 150 g/m



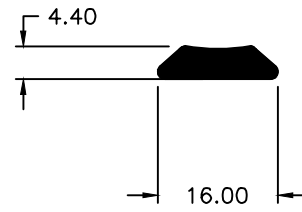
CC-041
Peso: 110 g/m



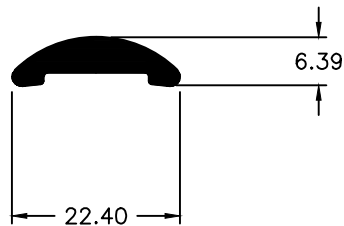
CC-042
Peso: 180 g/m



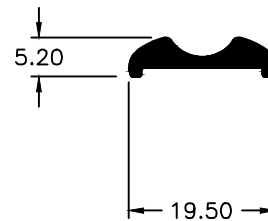
CC-043
Peso: 215 g/m



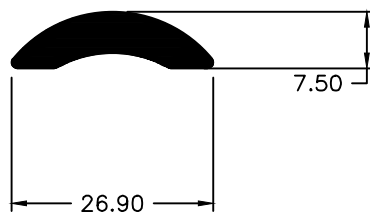
CC-044
Peso: 160 g/m



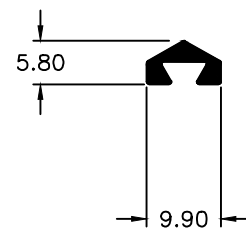
CC-045
Peso: 235 g/m



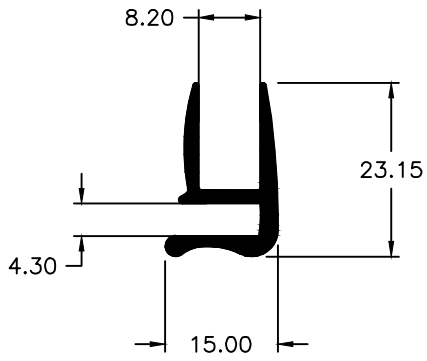
CC-046
Peso: 155 g/m



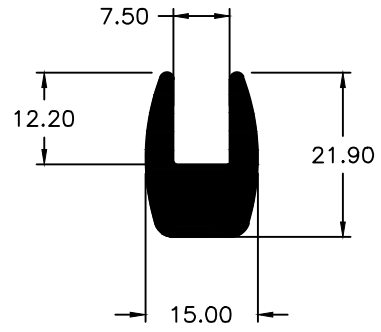
CC-047
Peso: 350 g/m



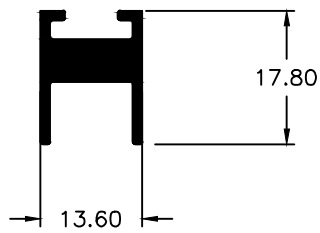
CC-048
Peso: 82 g/m



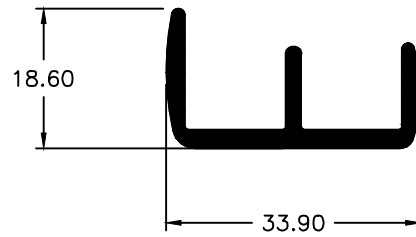
CC-049
Peso: g/m



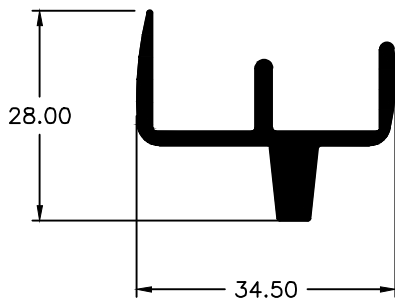
CC-050
Peso: 560 g/m



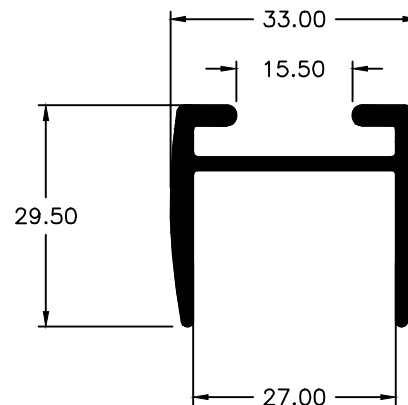
CC-051
Peso: 310 g/m



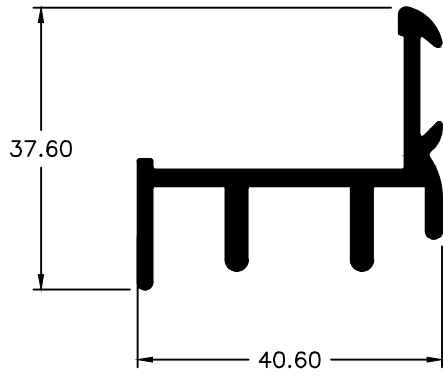
CC-052
Peso: 440 g/m



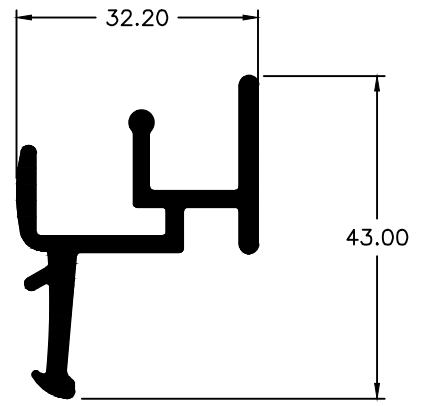
CC-053
Peso: 500 g/m



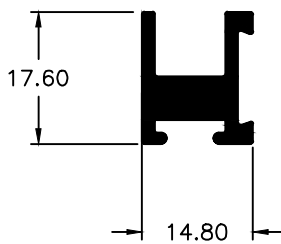
CC-054
Peso: 620 g/m



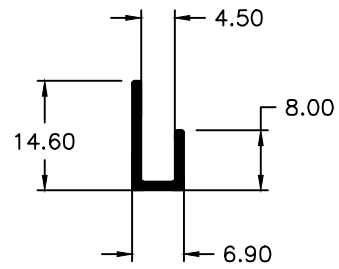
CC-055
Peso: 715 g/m



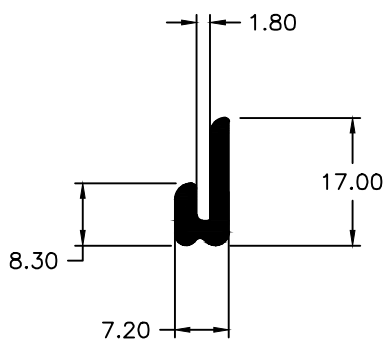
CC-056
Peso: 710 g/m



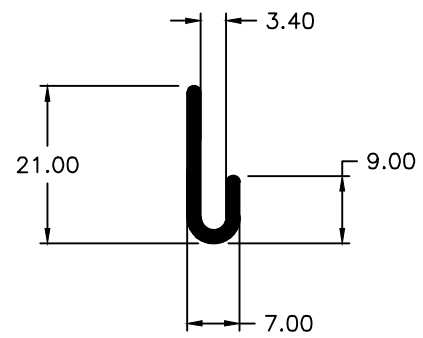
CC-057
Peso: 360 g/m



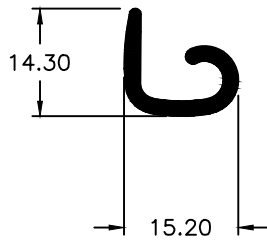
CC-058
Peso: 90 g/m



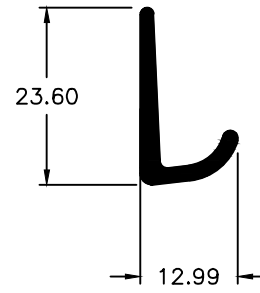
CC-059
Peso: 185 g/m



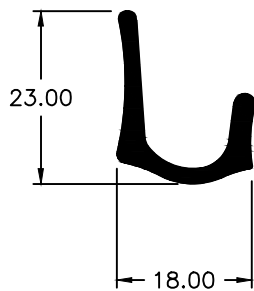
CC-060
Peso: 155 g/m



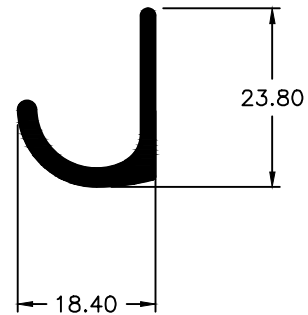
CC-061
Peso: 185 g/m



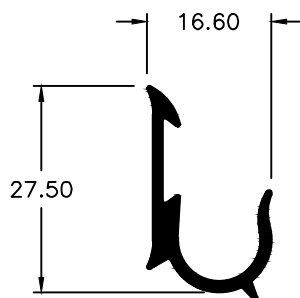
CC-062
Peso: 210 g/m



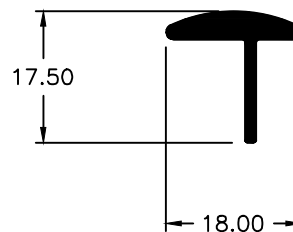
CC-063
Peso: 290 g/m



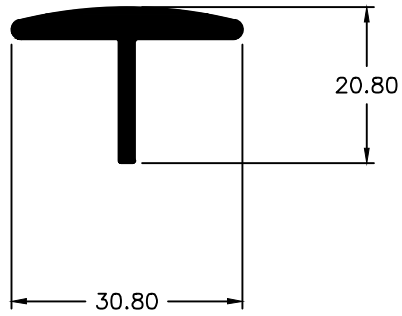
CC-064
Peso: 280 g/m



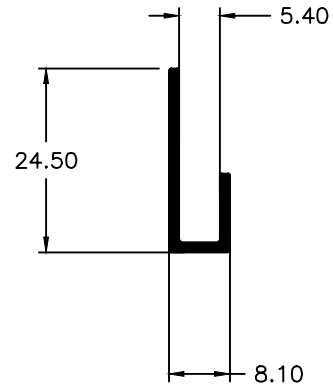
CC-065
Peso: 250 g/m



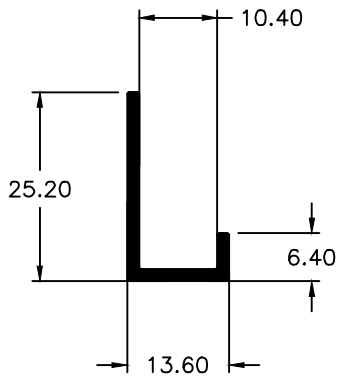
CC-066
Peso: 205 g/m



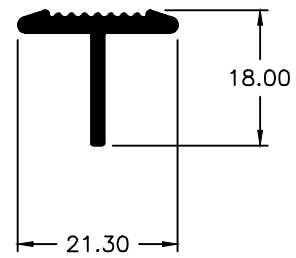
CC-067
Peso: 400 g/m



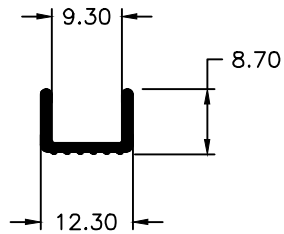
CC-068
Peso: 150 g/m



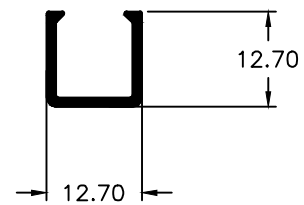
CC-069
Peso: 185 g/m



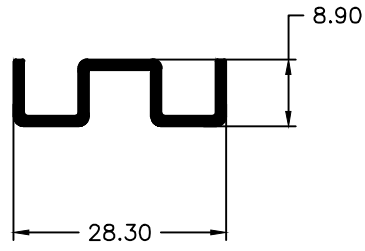
CC-070
Peso: 210 g/m



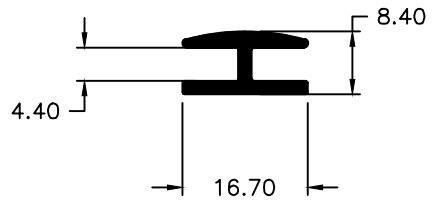
CC-071
Peso: 99 g/m



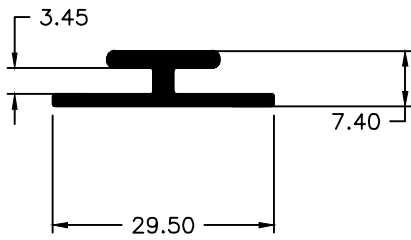
CC-072
Peso: 125 g/m



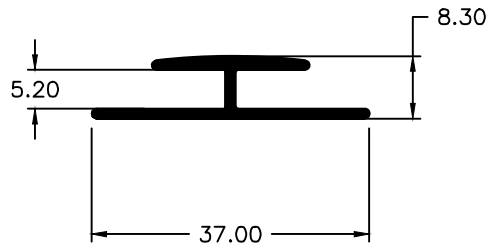
CC-073
Peso: 215 g/m



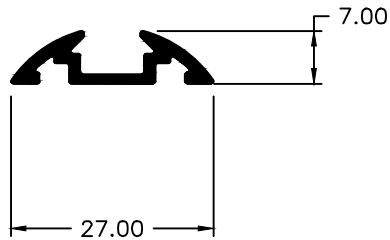
CC-074
Peso: 185 g/m



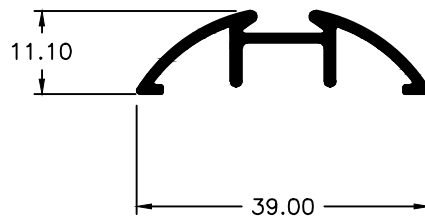
CC-075
Peso: 250 g/m



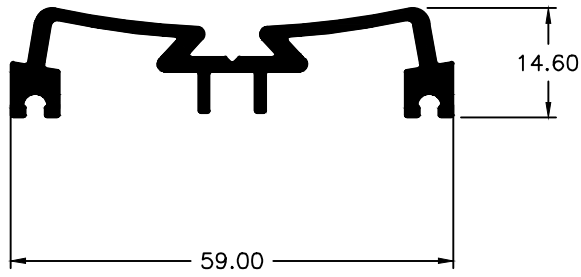
CC-076
Peso: 240 g/m



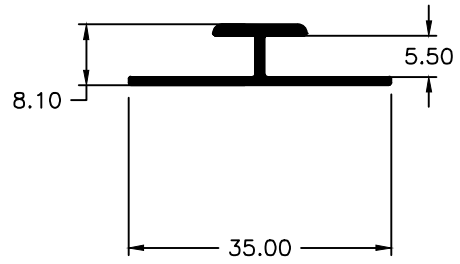
CC-077
Peso: 185 g/m



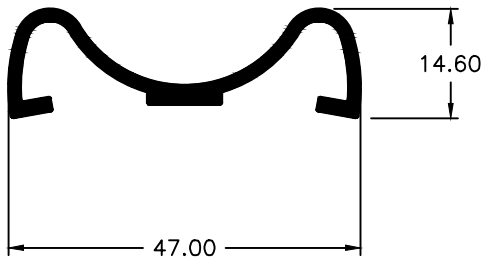
CC-078
Peso: 255 g/m



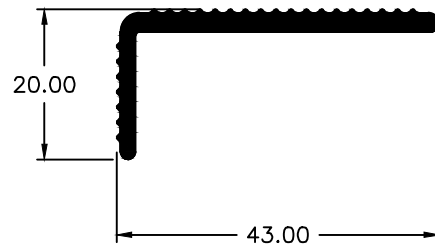
CC-079
Peso: 650 g/m



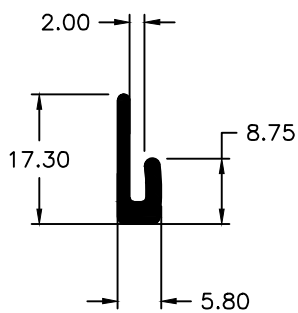
CC-080
Peso: 175 g/m



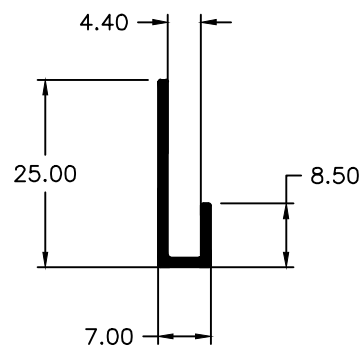
CC-081
Peso: 420 g/m



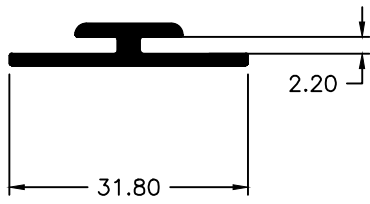
CC-082
Peso: 400 g/m



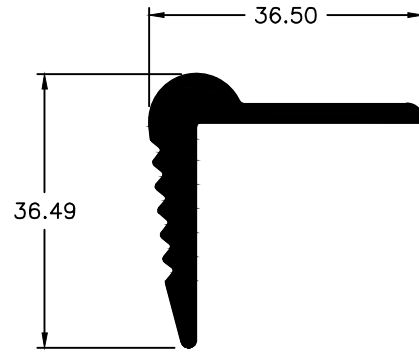
CC-083
Peso: 140 g/m



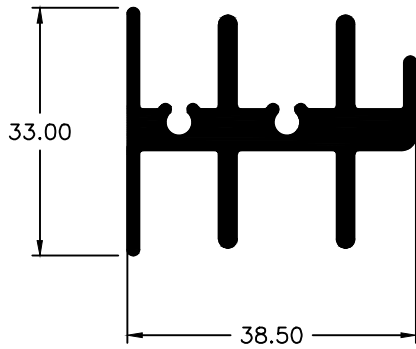
CC-084
Peso: 135 g/m



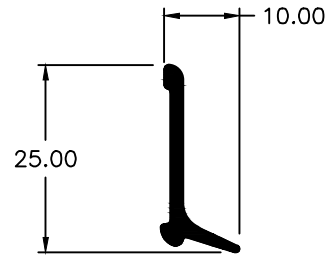
CC-085
Peso: 225 g/m



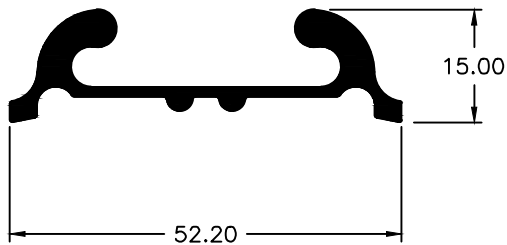
CC-086
Peso: 670 g/m



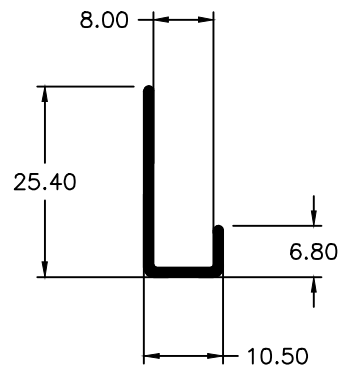
CC-087
Peso: 1000 g/m



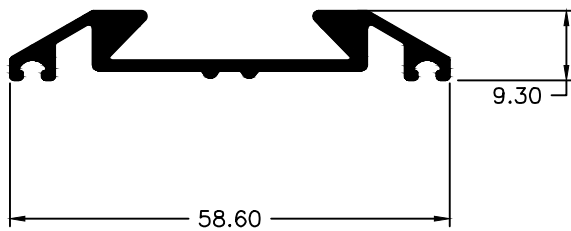
CC-088
Peso: 160 g/m



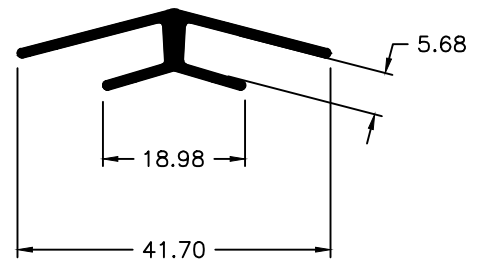
CC-089
Peso: 565 g/m



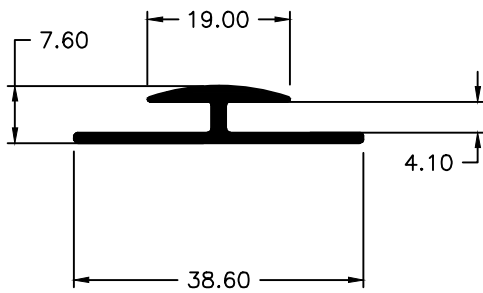
CC-090
Peso: 135 g/m



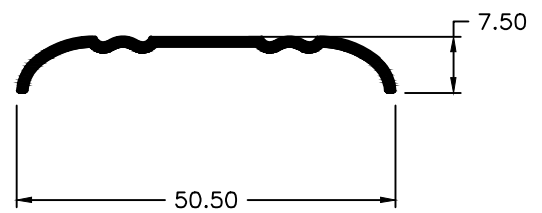
CC-091
Peso: 480 g/m



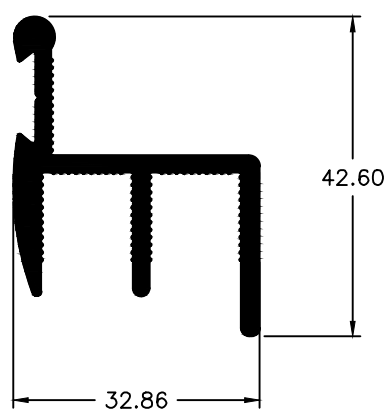
CC-092
Peso: 245 g/m



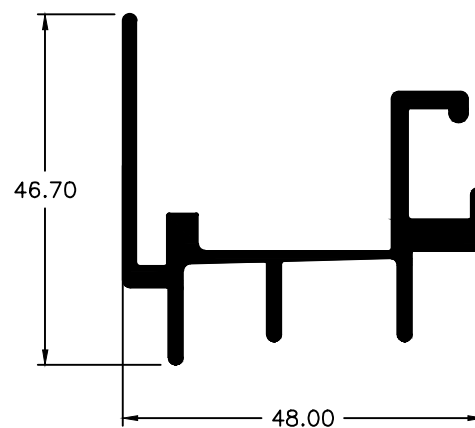
CC-093
Peso: 250 g/m



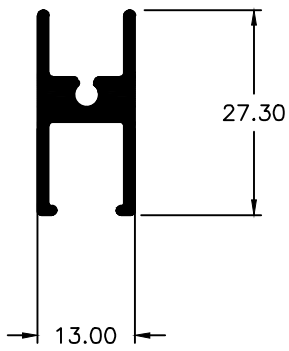
CC-094
Peso: 220 g/m



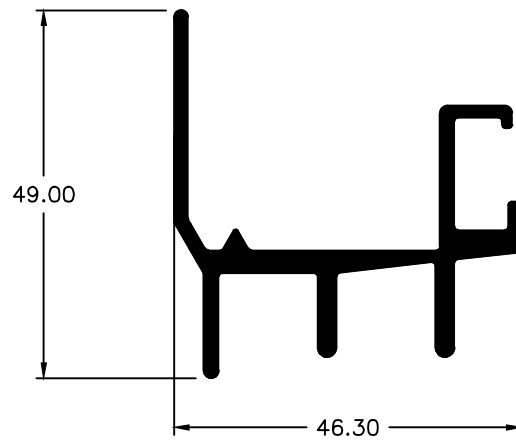
CC-095
Peso: 250 g/m



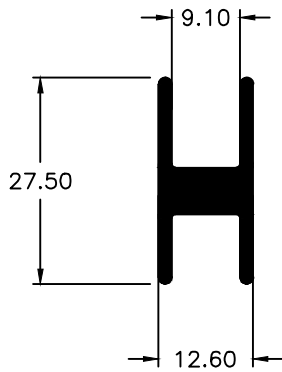
CC-096
Peso: 880 g/m



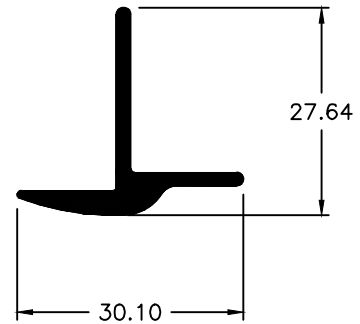
CC-097
Peso: 360 g/m



CC-098
Peso: 640 g/m



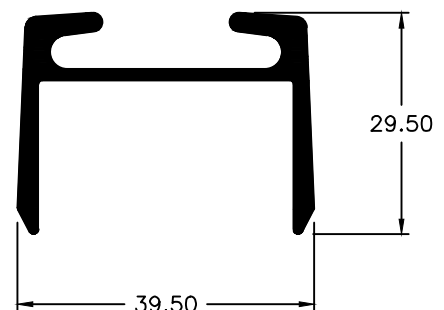
CC-099
Peso: 410 g/m



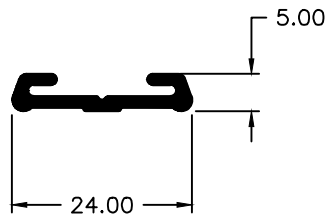
CC-100
Peso: 332 g/m



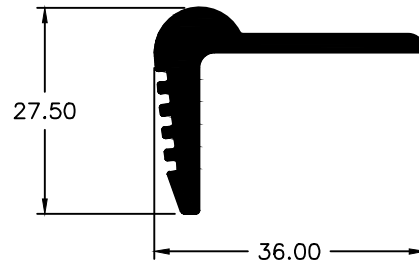
CC-101
Peso: 875 g/m



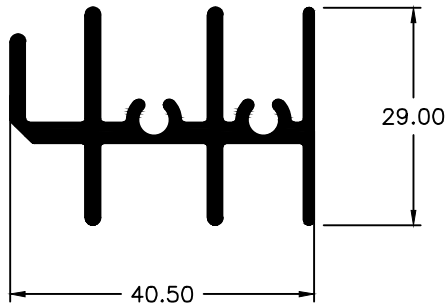
CC-102
Peso: 650 g/m



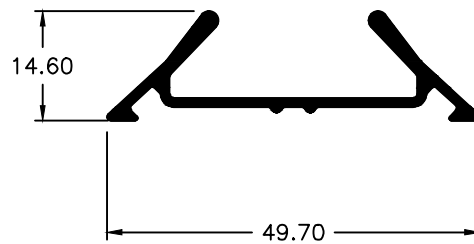
CC-103
Peso: 162 g/m



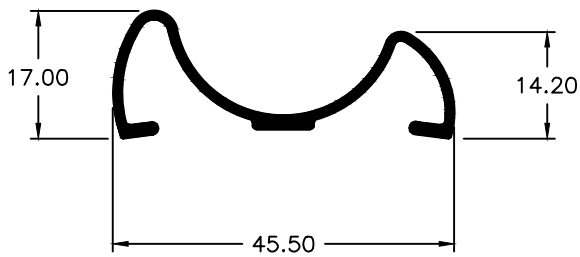
CC-104
Peso: 560 g/m



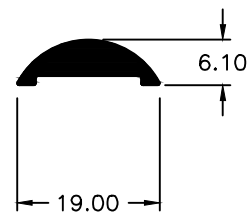
CC-105
Peso: 760 g/m



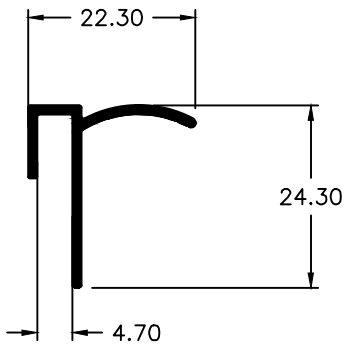
CC-106
Peso: 335 g/m



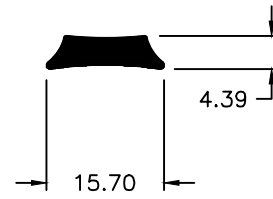
CC-107
Peso: 315 g/m



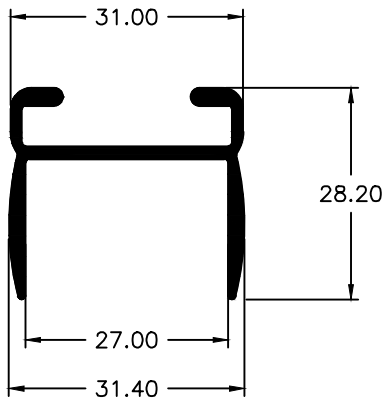
CC-108
Peso: 185 g/m



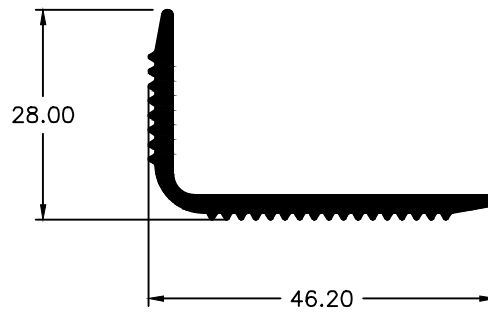
CC-109
Peso: 177 g/m



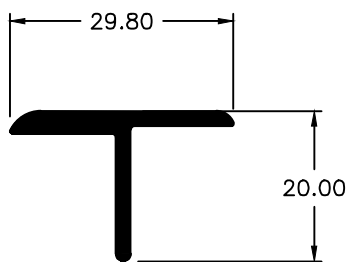
CC-110
Peso: 135 g/m



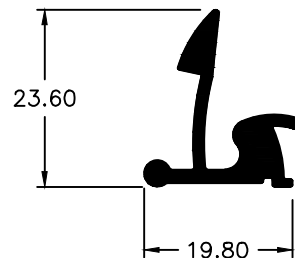
CC-111
Peso: 440 g/m



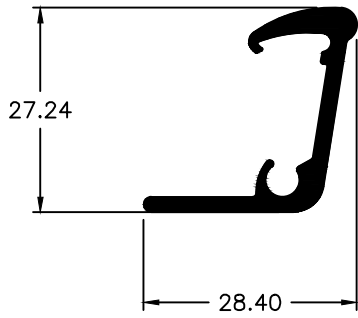
CC-112
Peso: 470 g/m



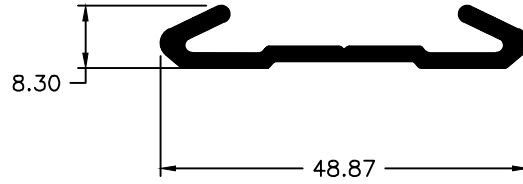
CC-113
Peso: 285 g/m



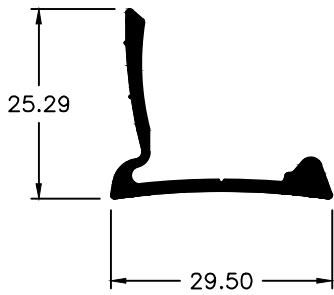
CC-114
Peso: 350 g/m



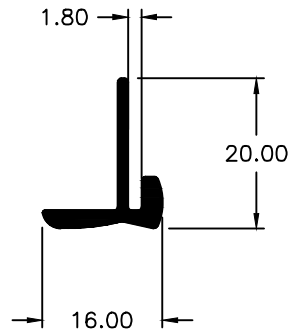
CC-115
Peso: 395 g/m



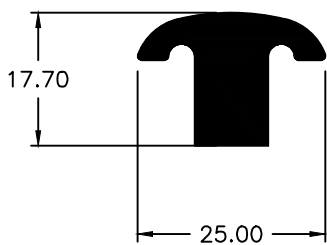
CC-116
Peso: 380 g/m



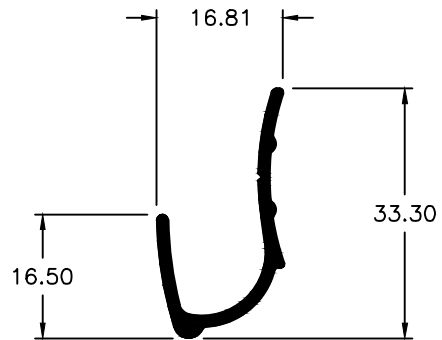
CC-117
Peso: 275 g/m



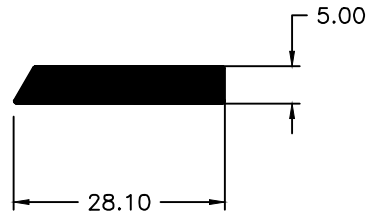
CC-118
Peso: 185 g/m



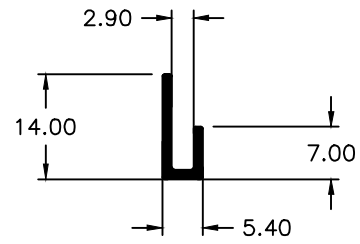
CC-119
Peso: 612 g/m



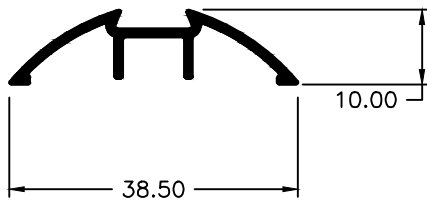
CC-120
Peso: 243 g/m



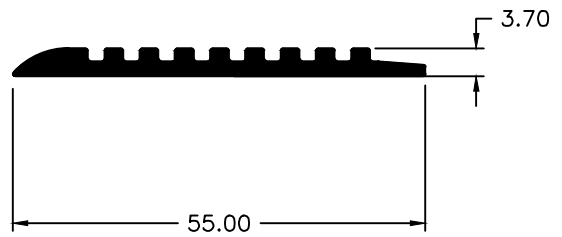
CC-121
Peso: 663 g/m



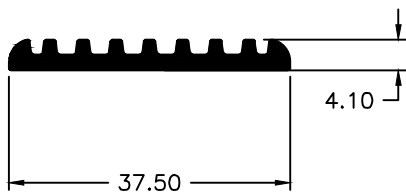
CC-122
Peso: 82 g/m



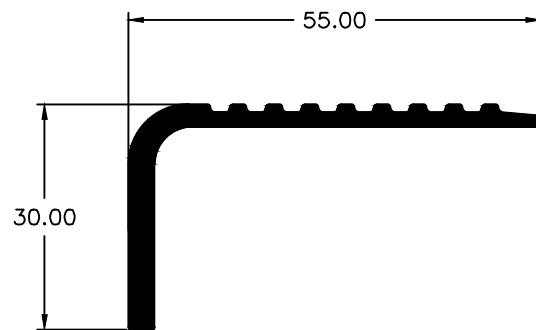
CC-123
Peso: 200 g/m



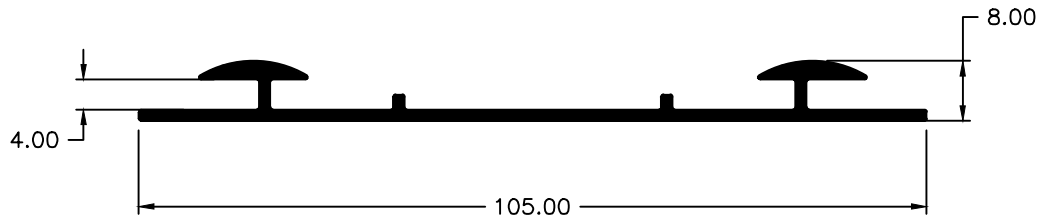
CC-124
Peso: 410 g/m



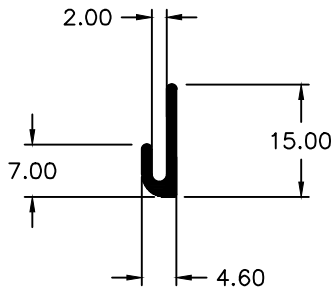
CC-125
Peso: 300 g/m



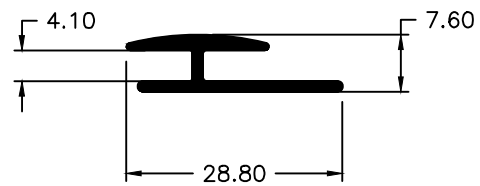
CC-126
Peso: 605 g/m



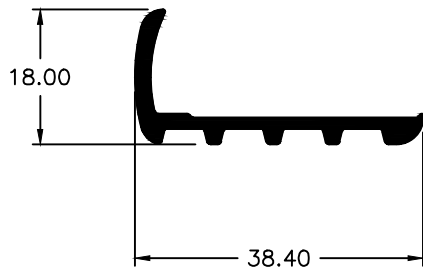
CC-127
Peso: 620 g/m



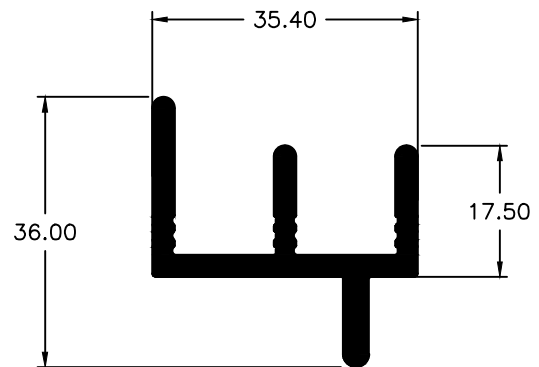
CC-128
Peso: 85 g/m



CC-129
Peso: 207 g/m



CC-130
Peso: 317 g/m



CC-131
Peso: 785 g/m